



BlackBerry Workspaces app for Android

Quick Start Guide

8.0

Contents

- Introduction.....4**
 - About BlackBerry Workspaces..... 4
 - Introducing BlackBerry Workspaces app for Android..... 5
- Getting started..... 7**
 - Create an account.....7
 - Sign in using your email address..... 8
 - Sign in with username and password..... 8
- Open a file..... 9**
- Upload a file.....10**
- Edit a file..... 11**
- Send a file.....12**
- Legal notice..... 13**

Introduction

Welcome to BlackBerry Workspaces app for Android!

Use this Quick Start Guide to learn about BlackBerry Workspaces app for Android and become familiar with commonly used actions.

Note: The available features, options, and menu items depend on your organization's configuration and your user permissions per workspace. For questions related to your license and access, consult your organization administrator.

For detailed information on working with BlackBerry Workspaces app for Android, refer to the [User Guide](#).

Don't have BlackBerry Workspaces app for Android installed yet? Download and install BlackBerry Workspaces app for Android onto your device from Google Play Store.

About BlackBerry Workspaces

What is BlackBerry Workspaces?

BlackBerry Workspaces is a modern, highly secure, file management platform that enables you to easily sync, secure and share your content across the enterprise. BlackBerry Workspaces limits the risk for data loss or theft by embedding Digital Rights Management (DRM) security into every file, so your content remains secure and within your control, even after it is downloaded and shared with others.

Access BlackBerry Workspaces via your browser, download to your PC or Mac, and install on your iOS, Android, or BlackBerry 10 device. Your content is synchronized across all platforms and can be accessed at your desk or when you're on the go.

Create workspaces and folders to organize your files, and manage and control access to them.

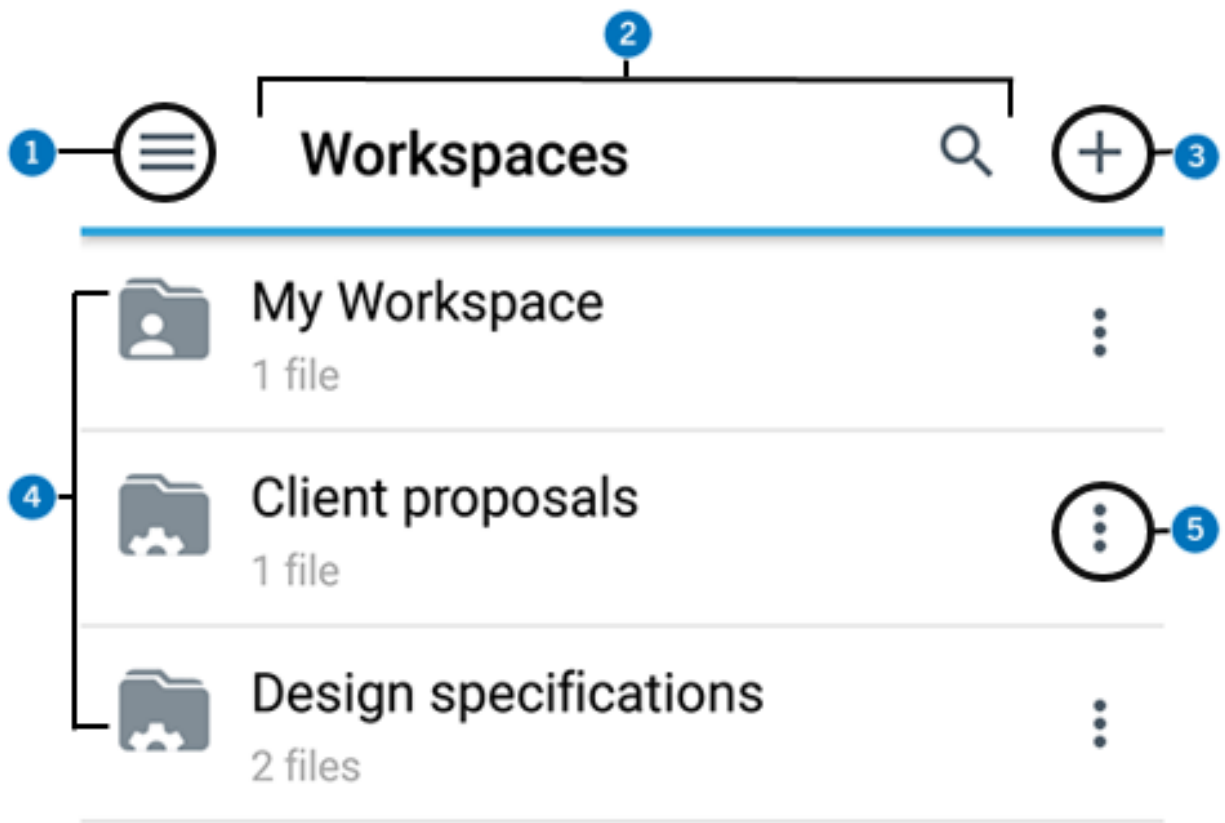
I received an email from BlackBerry Workspaces, what do I do now?

If you've been invited to BlackBerry Workspaces by your organization administrator, your company is using BlackBerry Workspaces to store and share files. Create an account to access shared workspaces and files.


If you've received a link to a file shared by BlackBerry Workspaces from a colleague, they are sending you a secured file. You may be required to create an account to access the file.

Introducing BlackBerry Workspaces app for Android

Familiarize yourself with the key components of BlackBerry Workspaces app for Android.



Number	Description
1	System menu. This option provides access to your BlackBerry Workspaces account, including recent locations, offline access, favorites, pending acknowledgement, sent and received files, permission requests and settings.
2	Status bar. Provides your current location within BlackBerry Workspaces along with the search feature.
3	Action menu. Use the action menu to perform actions on your workspaces, folders, and files depending on your location, such as upload files, create new workspaces and folders, download files, send files, and delete. The action menu options change dynamically depending on your location and previous selections.
4	Content area. View and access your workspaces, folders, and files in the content area. Tap the workspace, folder or file to open it.

Number	Description
	Content menu. Use the content menu to perform actions on the specific workspace, folder or file including share, access offline, manage access, send a message to other users with permissions, rename, and delete.

Getting started

Access to BlackBerry Workspaces is done by secure authentication. The authentication method depends on the settings of the organization that you are signing in to. For organizations requiring accounts, you can sign in using your existing credentials if you already have an account with the organization.

If you do not yet have an account, you need to complete a short registration. Accounts with BlackBerry Workspaces are unique to each organization. This means that if files are shared with you from a different organization, you may be required to create a **separate** account for each new organization.

Follow the instructions in this section to learn how to create an account if you do not have one yet, and to sign in to BlackBerry Workspaces for email or username & password authentication. For all other authentication methods, follow the on-screen instructions.

Create an account

Typically your first interaction with BlackBerry Workspaces is in a welcome email or email with a link to a shared file. Create an account if you follow the shared link to BlackBerry Workspaces and see a screen requiring account credentials.

Note: If you already have a BlackBerry Workspaces account, check that the organization site matches your existing account. If it does not match, you will need to create a new account with the organization.

1. Click the link in the mail that you received from BlackBerry Workspaces.
The sign in page opens in your default browser.
2. Enter your email address and click **Sign in**.
The authentication method for your organization is determined.
3. Click **Create account**.
4. Enter the following:
 - **Name:** enter the name that you want to associate with your account.
 - **Email:** enter your email address. This address should match the one used in the mail you received.
 - **Password:** enter a password between 6 and 1024 characters.
 - **Confirm Password:** re-enter your password.
 - **Secret question:** select a secret question from the list.
 - **Answer:** Enter the answer to your secret question (minimum of 5 characters).
5. Read the terms of service and privacy policy and then select **I've read and agreed to be bound by the Terms of service and Privacy policy**.
6. Click **Create account**.
An email is sent to your email account.
7. Access the email and click **Verify account**.
The sign in page opens in your default browser.
8. Enter your password.
9. Click **Stay signed in** to save your credentials in the browser.
10. Click **Sign in**.
You are signed in to BlackBerry Workspaces Web Application and can access any workspaces, folders, and files that have been shared with you.

After you finish: After creating and verifying your new BlackBerry Workspaces account using the BlackBerry Workspaces Web Application, you can use the account and credentials to sign into BlackBerry Workspaces app for Android.

Sign in using your email address

Before you begin: Perform the steps outlined in [Create an account](#). If your organization is configured for sign in by email, tap the Workspaces icon on your device to open the screen with the **Email** and **site** fields.

1. In the **Email** box, enter your email address.
2. In the **Site** box, enter the URL provided by your BlackBerry Workspaces Organization Administrator; otherwise leave it with the preset default value.
3. Tap **Sign in**. An authentication email is sent to the email address supplied.
4. Open this email in your regular email, copy the verification code, and return to the sign-in screen.
5. Enter the verification code.
6. Tap **Sign in**.
You are signed in, and the main screen of the BlackBerry Workspaces app for Android appears.

Sign in with username and password

Follow these steps to authenticate if your organization is configured for sign in by username and password.


1. Tap the Workspaces icon and select **Sign In**.
2. In the **Email** box, enter your email address.
3. In the **Site** box, enter the URL provided by your BlackBerry Workspaces Organization Administrator; otherwise leave it with the preset default value.
4. Tap **Sign in**.
5. Enter your email address and password.
6. Tap **Sign in**.
You are signed in, and the main screen of the BlackBerry Workspaces app for Android appears.

Open a file

You can use the BlackBerry Workspaces online viewer to view Microsoft Office, .pdf , and image files. Other file types will be automatically download to your device when you request to open them.

1. In the content area, select the file that you want to open.
2. Tap the file to open it.
The file opens in the BlackBerry Workspaces online viewer, or is downloaded to your device and opens in the native Android viewer for that type of file.

Upload a file


1. Browse to the workspace or folder where you want to upload a file from your device.
2. Tap .
3. Tap **Upload Files, Photos or Videos**.
4. Select the file to upload from your device.


Note: If you do not wish to notify users that have access to this workspace or folder about the file being uploaded, make sure the **Notify the members of this workspace** toggle option is off.

5. Tap **Upload**.
The file is uploaded to the folder or workspace you selected and available to users with folder or workspace permissions.

Edit a file



Edit Microsoft Office files online in the BlackBerry Workspaces editor where you have permission to do so.

1. In the content area, locate the Office file that you want to edit.
2. Next to the file, tap  > **Edit**.
The file opens in the online editor.
3. Edit and save your file as desired.
The file is updated with your changes and synced.

Tip: Tap  when viewing a Microsoft Office file to edit the document in the online editor.

Send a file

Use the **Send a copy** feature to send a link to a file in your workspaces. Recipients receive a link to access the file. Each time you send a copy, the action creates a new instance of the file in BlackBerry Workspaces, located in your Sent Files.

1. Tap  > **Send a copy**.
2. Enter the names or email address(es) of the recipients.
3. Tap **Manage Permissions** to set file permissions, including requiring recipient sign in, file expiration, file watermark, enabling comments, and allowing upload of new versions.
4. When you are finished setting permissions, tap  to return to sending the file.
5. If desired, change the subject of the notification email and add a personal message.
6. Tap **Send**.
Your file is sent, and the recipient receives an email message with a link to the file.

Legal notice

©2018 BlackBerry Limited. Trademarks, including but not limited to BLACKBERRY, BBM, BES, EMBLEM Design, ATHOC, MOVIRTU and SECUSMART are the trademarks or registered trademarks of BlackBerry Limited, its subsidiaries and/or affiliates, used under license, and the exclusive rights to such trademarks are expressly reserved. All other trademarks are the property of their respective owners.

iOS is a trademark of Cisco Systems, Inc. and/or its affiliates in the U.S. and certain other countries. iOS® is used under license by Apple Inc. iPad is a trademark of Apple Inc. Microsoft Excel is either a registered trademark or a trademark of Microsoft Corporation in the United States and/or other countries. This documentation including all documentation incorporated by reference herein such as documentation provided or made available on the BlackBerry website provided or made accessible "AS IS" and "AS AVAILABLE" and without condition, endorsement, guarantee, representation, or warranty of any kind by BlackBerry Limited and its affiliated companies ("BlackBerry") and BlackBerry assumes no responsibility for any typographical, technical, or other inaccuracies, errors, or omissions in this documentation. In order to protect BlackBerry proprietary and confidential information and/or trade secrets, this documentation may describe some aspects of BlackBerry technology in generalized terms. BlackBerry reserves the right to periodically change information that is contained in this documentation; however, BlackBerry makes no commitment to provide any such changes, updates, enhancements, or other additions to this documentation to you in a timely manner or at all.

This documentation might contain references to third-party sources of information, hardware or software, products or services including components and content such as content protected by copyright and/or third-party websites (collectively the "Third Party Products and Services"). BlackBerry does not control, and is not responsible for, any Third Party Products and Services including, without limitation the content, accuracy, copyright compliance, compatibility, performance, trustworthiness, legality, decency, links, or any other aspect of Third Party Products and Services. The inclusion of a reference to Third Party Products and Services in this documentation does not imply endorsement by BlackBerry of the Third Party Products and Services or the third party in any way.

EXCEPT TO THE EXTENT SPECIFICALLY PROHIBITED BY APPLICABLE LAW IN YOUR JURISDICTION, ALL CONDITIONS, ENDORSEMENTS, GUARANTEES, REPRESENTATIONS, OR WARRANTIES OF ANY KIND, EXPRESS OR IMPLIED, INCLUDING WITHOUT LIMITATION, ANY CONDITIONS, ENDORSEMENTS, GUARANTEES, REPRESENTATIONS OR WARRANTIES OF DURABILITY, FITNESS FOR A PARTICULAR PURPOSE OR USE, MERCHANTABILITY, MERCHANTABLE QUALITY, NON-INFRINGEMENT, SATISFACTORY QUALITY, OR TITLE, OR ARISING FROM A STATUTE OR CUSTOM OR A COURSE OF DEALING OR USAGE OF TRADE, OR RELATED TO THE DOCUMENTATION OR ITS USE, OR PERFORMANCE OR NON-PERFORMANCE OF ANY SOFTWARE, HARDWARE, SERVICE, OR ANY THIRD PARTY PRODUCTS AND SERVICES REFERENCED HEREIN, ARE HEREBY EXCLUDED. YOU MAY ALSO HAVE OTHER RIGHTS THAT VARY BY STATE OR PROVINCE. SOME JURISDICTIONS MAY NOT ALLOW THE EXCLUSION OR LIMITATION OF IMPLIED WARRANTIES AND CONDITIONS. TO THE EXTENT PERMITTED BY LAW, ANY IMPLIED WARRANTIES OR CONDITIONS RELATING TO THE DOCUMENTATION TO THE EXTENT THEY CANNOT BE EXCLUDED AS SET OUT ABOVE, BUT CAN BE LIMITED, ARE HEREBY LIMITED TO NINETY (90) DAYS FROM THE DATE YOU FIRST ACQUIRED THE DOCUMENTATION OR THE ITEM THAT IS THE SUBJECT OF THE CLAIM.

TO THE MAXIMUM EXTENT PERMITTED BY APPLICABLE LAW IN YOUR JURISDICTION, IN NO EVENT SHALL BLACKBERRY BE LIABLE FOR ANY TYPE OF DAMAGES RELATED TO THIS DOCUMENTATION OR ITS USE, OR PERFORMANCE OR NON-PERFORMANCE OF ANY SOFTWARE, HARDWARE, SERVICE, OR ANY THIRD PARTY PRODUCTS AND SERVICES REFERENCED HEREIN INCLUDING WITHOUT LIMITATION ANY OF THE FOLLOWING DAMAGES: DIRECT, CONSEQUENTIAL, EXEMPLARY, INCIDENTAL, INDIRECT, SPECIAL, PUNITIVE, OR AGGRAVATED DAMAGES, DAMAGES FOR LOSS OF PROFITS OR REVENUES, FAILURE TO REALIZE ANY EXPECTED SAVINGS, BUSINESS INTERRUPTION, LOSS OF BUSINESS INFORMATION, LOSS OF BUSINESS OPPORTUNITY, OR CORRUPTION OR LOSS OF DATA, FAILURES TO TRANSMIT OR RECEIVE ANY DATA, PROBLEMS ASSOCIATED WITH ANY APPLICATIONS USED IN CONJUNCTION WITH BLACKBERRY PRODUCTS OR SERVICES, DOWNTIME COSTS, LOSS OF THE USE OF BLACKBERRY PRODUCTS OR SERVICES OR ANY PORTION

THEREOF OR OF ANY AIRTIME SERVICES, COST OF SUBSTITUTE GOODS, COSTS OF COVER, FACILITIES OR SERVICES, COST OF CAPITAL, OR OTHER SIMILAR PECUNIARY LOSSES, WHETHER OR NOT SUCH DAMAGES WERE FORESEEN OR UNFORESEEN, AND EVEN IF BLACKBERRY HAS BEEN ADVISED OF THE POSSIBILITY OF SUCH DAMAGES.

TO THE MAXIMUM EXTENT PERMITTED BY APPLICABLE LAW IN YOUR JURISDICTION, BLACKBERRY SHALL HAVE NO OTHER OBLIGATION, DUTY, OR LIABILITY WHATSOEVER IN CONTRACT, TORT, OR OTHERWISE TO YOU INCLUDING ANY LIABILITY FOR NEGLIGENCE OR STRICT LIABILITY.

THE LIMITATIONS, EXCLUSIONS, AND DISCLAIMERS HEREIN SHALL APPLY: (A) IRRESPECTIVE OF THE NATURE OF THE CAUSE OF ACTION, DEMAND, OR ACTION BY YOU INCLUDING BUT NOT LIMITED TO BREACH OF CONTRACT, NEGLIGENCE, TORT, STRICT LIABILITY OR ANY OTHER LEGAL THEORY AND SHALL SURVIVE A FUNDAMENTAL BREACH OR BREACHES OR THE FAILURE OF THE ESSENTIAL PURPOSE OF THIS AGREEMENT OR OF ANY REMEDY CONTAINED HEREIN; AND (B) TO BLACKBERRY AND ITS AFFILIATED COMPANIES, THEIR SUCCESSORS, ASSIGNS, AGENTS, SUPPLIERS (INCLUDING AIRTIME SERVICE PROVIDERS), AUTHORIZED BLACKBERRY DISTRIBUTORS (ALSO INCLUDING AIRTIME SERVICE PROVIDERS) AND THEIR RESPECTIVE DIRECTORS, EMPLOYEES, AND INDEPENDENT CONTRACTORS.

IN ADDITION TO THE LIMITATIONS AND EXCLUSIONS SET OUT ABOVE, IN NO EVENT SHALL ANY DIRECTOR, EMPLOYEE, AGENT, DISTRIBUTOR, SUPPLIER, INDEPENDENT CONTRACTOR OF BLACKBERRY OR ANY AFFILIATES OF BLACKBERRY HAVE ANY LIABILITY ARISING FROM OR RELATED TO THE DOCUMENTATION.

Prior to subscribing for, installing, or using any Third Party Products and Services, it is your responsibility to ensure that your airtime service provider has agreed to support all of their features. Some airtime service providers might not offer Internet browsing functionality with a subscription to the BlackBerry® Internet Service. Check with your service provider for availability, roaming arrangements, service plans and features. Installation or use of Third Party Products and Services with BlackBerry's products and services may require one or more patent, trademark, copyright, or other licenses in order to avoid infringement or violation of third party rights. You are solely responsible for determining whether to use Third Party Products and Services and if any third party licenses are required to do so. If required you are responsible for acquiring them. You should not install or use Third Party Products and Services until all necessary licenses have been acquired. Any Third Party Products and Services that are provided with BlackBerry's products and services are provided as a convenience to you and are provided "AS IS" with no express or implied conditions, endorsements, guarantees, representations, or warranties of any kind by BlackBerry and BlackBerry assumes no liability whatsoever, in relation thereto. Your use of Third Party Products and Services shall be governed by and subject to you agreeing to the terms of separate licenses and other agreements applicable thereto with third parties, except to the extent expressly covered by a license or other agreement with BlackBerry.

The terms of use of any BlackBerry product or service are set out in a separate license or other agreement with BlackBerry applicable thereto. NOTHING IN THIS DOCUMENTATION IS INTENDED TO SUPERSEDE ANY EXPRESS WRITTEN AGREEMENTS OR WARRANTIES PROVIDED BY BLACKBERRY FOR PORTIONS OF ANY BLACKBERRY PRODUCT OR SERVICE OTHER THAN THIS DOCUMENTATION.

BlackBerry Enterprise Software incorporates certain third-party software. The license and copyright information associated with this software is available at <http://worldwide.blackberry.com/legal/thirdpartysoftware.jsp>.

BlackBerry Limited
2200 University Avenue East
Waterloo, Ontario
Canada N2K 0A7

BlackBerry UK Limited
200 Bath Road
Slough, Berkshire SL1 3XE
United Kingdom

Published in Canada